




PLASTICS

Community Collection



ONLY    tubs, jugs, & bottles will be accepted.

- Items **must** be stamped    and be presorted by BOTH shape & number (up to 4 bags).
- Items must be clean and dry.
- Remove decals & adhesive labels. Labels not printed on must be removed.



www.lanecounty.org/plasticscollection
or email plasticscollection@co.lane.or.us

Plastics #2-4-5 Collection

Instruction and Tips

Containers must be clean and free of debris. Remove all adhesive labels. Acceptable containers have a resin code. Some resin codes are difficult to read.

#2 Bottles and jugs (HDPE)

#4 Lids, tubs bottles and jugs (LDPE)

#2 Tubs and lids (HDPE)

#5 Tubs, jugs, bottles, lids (PP)

Beware of the Look a-likes! Some #1s look JUST like #2s, #4s or #5s!

Several product bottles that have typically been #2 or #5 in the past, are now showing up in a #1 resin--*not recyclable in this collection*; #2 tubs and #5 tubs are virtually indistinguishable; and packaging materials of your favorite products change without warning. ***Always check the #number!***

Pay attention to preparation instructions. All materials will be screened by your community collector. If materials are not #2s, #4s or #5s, if they are dirty, incorrectly sorted or prepared, *they will be returned to you for disposal.*

Q. What about adhesive labels?

A. Some paper and plastic labels require soaking. The best method is to apply a generous coating of cooking oil to the label and let it sit overnight. By morning it is easier to remove the label. Wipe away the oil and remaining adhesive. Any tubs or jugs that have 'heat stamped' labels (e.g. laundry detergent) cannot be and do not need to be removed. Clear labels like those found on shampoo bottles need to be removed. Some yogurt cups have shrink wrapped labels. Check carefully.

Q. What about Trays?

A. Trays are not on our acceptable list because most are #1 or #6. However there are a few #2, #4, or #5 trays showing up lately. If you encounter these, we can accept them in the appropriate numbered tub collection.

Q. How do I identify whether it's a bottle or a tub?

A. Bottles have a threaded neck and threaded cap. Bottles have a center seam across the bottom. Tubs have a center dimple or indentation on the bottom. **Separate #2 tubs from #2 bottles.**