

IN THE BOARD OF COUNTY COMMISSIONERS, LANE COUNTY, OREGON

ORDINANCE NO. PA 1284

IN THE MATTER OF AMENDING THE LANE COUNTY RURAL COMPREHENSIVE PLAN BY REZONING RURAL RESIDENTIAL LANDS REGULATED UNDER LANE CODE 16.231, WHICH WERE REMOVED FROM THE METRO PLAN PURSUANT TO ORDINANCE NO. PA 1281, WITH UPDATED RURAL RESIDENTIAL ZONE LANGUAGE CONTAINED IN LANE CODE 16.290 AND ADOPTING SAVINGS AND SEVERABILITY CLAUSES.

WHEREAS, through Ordinance No. PA 1281, the partners of the Eugene-Springfield Metropolitan Area General Plan (Metro Plan) have jointly modified the boundaries of the Metro Plan; and

WHEREAS, due to the enactment of Ordinance No. PA 1281 it is now necessary to rezone residentially zoned properties regulated under Lane Code 16.231, which were removed from the Metro Plan, with updated rural residential zone language contained in Lane Code 16.290; and

WHEREAS, the proposal was reviewed at a hearing of Lane County Planning Commission on July 19, 2011, and August 16, 2011; and

WHEREAS, the proposal was also reviewed at hearing of the Lane County Board of Commissioners on March 13, 2012; and

WHEREAS, evidence exists in the record indicating that the proposal meets the requirements of the Rural Comprehensive Plan, Lane Code and applicable state law; and

WHEREAS, the Board of County Commissioners is now ready to take action.

NOW, THEREFORE, the Board of County Commissioners of Lane County ordains as follows:

Section 1. The Official Lane County Rural Comprehensive Plan (RCP) – zone maps # 1701, 1702 and 1802, which are included as Exhibits A-C to this Ordinance, are hereby repealed and replaced with the amended RCP zone maps # 1701, 1702 and 1802 included as Exhibits D-F attached and incorporated herein by this reference.

Section 2. The prior policies, plan and zone diagram designations repealed or changed by this Ordinance remain in full force and effect to authorize prosecution of persons in violation thereof prior to the effective date of this Ordinance.

Section 3. If any section, subsection, sentence, clause phrase or portion of this Ordinance is for any reason held invalid or unconstitutional by any court of competent jurisdiction, such section shall be deemed a separate, distinct and independent provision, and such holding shall not affect the validity of the remaining portions thereof.

FURTHER, although not part of this Ordinance, the Board of County Commissioners adopts findings and conclusions in support of this action as set forth in Exhibit "E" to Ordinance No. PA 1281, incorporated here by this reference.

ENACTED this 4th day of June, 20123



Sid Leiken, Chair
Lane County Board of Commissioners



Recording Secretary for this Board Meeting















































APPROVED AS TO FORM

Date 2/18/22 Lane County

OFFICE OF LEGAL COUNSEL



F1 - Non-Impacted Frontal

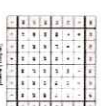
- | | |
|---|--|
|  | P-2 - Planned Forest |
|  | F25 - Forested Farm (25 acre minimum) |
|  | C20 - Exclusive Farm (20 acre minimum) |
|  | C20 - Exclusive Farm (20 acre minimum) |
|  | C40 - Exclusive Farm (40 acre minimum) |
|  | C60 - Exclusive Farm (60 acre minimum) |
|  | M-1, Municipal Limits |
|  | NC - Natural Resource |
|  | RP-1 - Rural Residential |
|  | RP1 - Rural Residential (1 acre minimum) |
|  | RP2 - Rural Residential (2 acre minimum) |
|  | RP2-2NC-2 - Non Recreation (2 acre minimum) |
|  | RP3 - Rural Residential (3 acre minimum) |
|  | RP3-2NC-2 - Non Recreation (2 acre minimum) |
|  | RP4 - Rural Residential (10 acre minimum) |
|  | RP4-2NC-2 - Non Recreation (10 acre minimum) |
|  | RP5 - Rural Residential |
|  | RP5 - Rural Residential |
|  | RP5 - Rural Residential |
|  | RP5 - Rural Residential |
|  | RP5 - Rural Residential |
|  | RP5 - Rural Residential |
|  | RP5 - Rural Residential |
|  | RP5 - Rural Residential |
|  | RP5 - Rural Residential |
|  | RP5 - Rural Residential |
|  | RP5 - Rural Residential |
|  | RP5 - Rural Residential |
|  | RP5 - Rural Residential |
|  | RP5 - Rural Residential |
|  | RP5 - Rural Residential |
|  | RP5 - Rural Residential |
|  | RP5 - Rural Residential |
|  | RP5 - Rural Residential |
|  | RP5 - Rural Residential |
|  | RP5 - Rural Residential |
|  | RP5 - Rural Residential |
|  | RP5 - Rural Residential |
|  | RP5 - Rural Residential |
|  | RP5 - Rural Residential |
|  | RP5 - Rural Residential |
|  | RP5 - Rural Residential |
|  | RP5 - Rural Residential |
|  | RP5 - Rural Residential |
|  | RP5 - Rural Residential |
|  | RP5 - Rural Residential |

















































Revision	Comments or Description	Drawn by	Checked by	Project or Drawing Name	Revision Description
1	QRO PA1246	MA	MA	Map Adopted	
2	MA	March 11, 2011	MA		
3	MA	February 2, 2005	MA		
4					
5					
6					
7					
8					
9					
10					



International Management Development

Official Lane County
Zoning Map

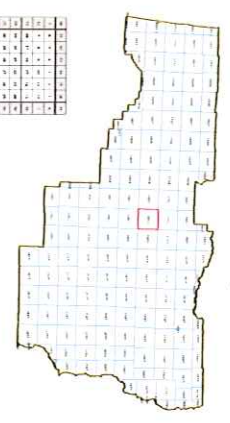


- | | |
|---|---|
|  | F-1, Neighborhood Form |
|  | F-2, Impacted Front |
|  | C20 - Existing Farm Use (20 acre minimum) |
|  | C20 - Existing Farm Use (20 acre minimum) |
|  | C40 - Existing Farm Use (40 acre minimum) |
|  | C40 - Existing Farm Use (40 acre minimum) |
|  | C60 - Existing Farm Use (60 acre minimum) |
|  | M4, Marginal Lands |
|  | NC - Natural Commercial |
|  | RI - Rural Industrial |
|  | RPRI - Rural Public Facility |
|  | RPRI - Rural Residential (1 acre minimum) |
|  | RPRI - Rural Residential (1 acre minimum) |
|  | RPRI-NEC - Non Reservoir (1 acre minimum) |
|  | RPRI-NEC - Non Reservoir (1 acre minimum) |
|  | RPRI-NEC - Non Reservoir (1 acre minimum) |
|  | RPRI-NEC - Non Reservoir (1 acre minimum) |
|  | RPRI-NEC - Non Reservoir (1 acre minimum) |
|  | RPRI-NEC - Non Reservoir (1 acre minimum) |
|  | RPRI-NEC - Non Reservoir (1 acre minimum) |
|  | RPRI-NEC - Non Reservoir (1 acre minimum) |
|  | RPRI-NEC - Non Reservoir (1 acre minimum) |
|  | RPRI-NEC - Non Reservoir (1 acre minimum) |
|  | RPRI-NEC - Non Reservoir (1 acre minimum) |
|  | RPRI-NEC - Non Reservoir (1 acre minimum) |
|  | RPRI-NEC - Non Reservoir (1 acre minimum) |
|  | RPRI-NEC - Non Reservoir (1 acre minimum) |
|  | RPRI-NEC - Non Reservoir (1 acre minimum) |
|  | RPRI-NEC - Non Reservoir (1 acre minimum) |
|  | RPRI-NEC - Non Reservoir (1 acre minimum) |
|  | RPRI-NEC - Non Reservoir (1 acre minimum) |
|  | RPRI-NEC - Non Reservoir (1 acre minimum) |
|  | RPRI-NEC - Non Reservoir (1 acre minimum) |
|  | RPRI-NEC - Non Reservoir (1 acre minimum) |
|  | RPRI-NEC - Non Reservoir (1 acre minimum) |
|  | RPRI-NEC - Non Reservoir (1 acre minimum) |
|  | RPRI-NEC - Non Reservoir (1 acre minimum) |
|  | RPRI-NEC - Non Reservoir (1 acre minimum) |
|  | RPRI-NEC - Non Reservoir (1 acre minimum) |
|  | RPRI-NEC - Non Reservoir (1 acre minimum) |
|  | RPRI-NEC - Non Reservoir (1 acre minimum) |
|  | RPRI-NEC - Non Reservoir (1 acre minimum) |
|  | RPRI-NEC - Non Reservoir (1 acre minimum) |
|  | RPRI-NEC - Non Reservoir (1 acre minimum) |
|  | RPRI-NEC - Non Reservoir (1 acre minimum) |
|  | RPRI-NEC - Non Reservoir (1 acre minimum) |
|  | RPRI-NEC - Non Reservoir (1 acre minimum) |
|  | RPRI-NEC - Non Reservoir (1 acre minimum) |

ORIGINAL, ALPHABETIC, ORDINAL, NUMBER			ORD PA.1246	Previous Description
Revision	Ordinance or Code Number	Effective Date	Effective Action	Map Adopted
1	ORD PA.1246	July 11, 2008	NA	Map Adopted
2	ORD PA.1269	May 28, 2010	PA 08-0723	PA 08-0723
3	NA	March 8, 2011	NA	NA
4				
5				
6				
7				
8				
9				
10				

Official Lane County
Zoning Map

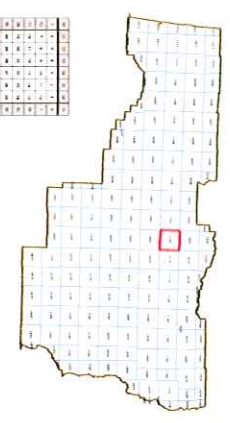
Township 18 South, Range 02 West



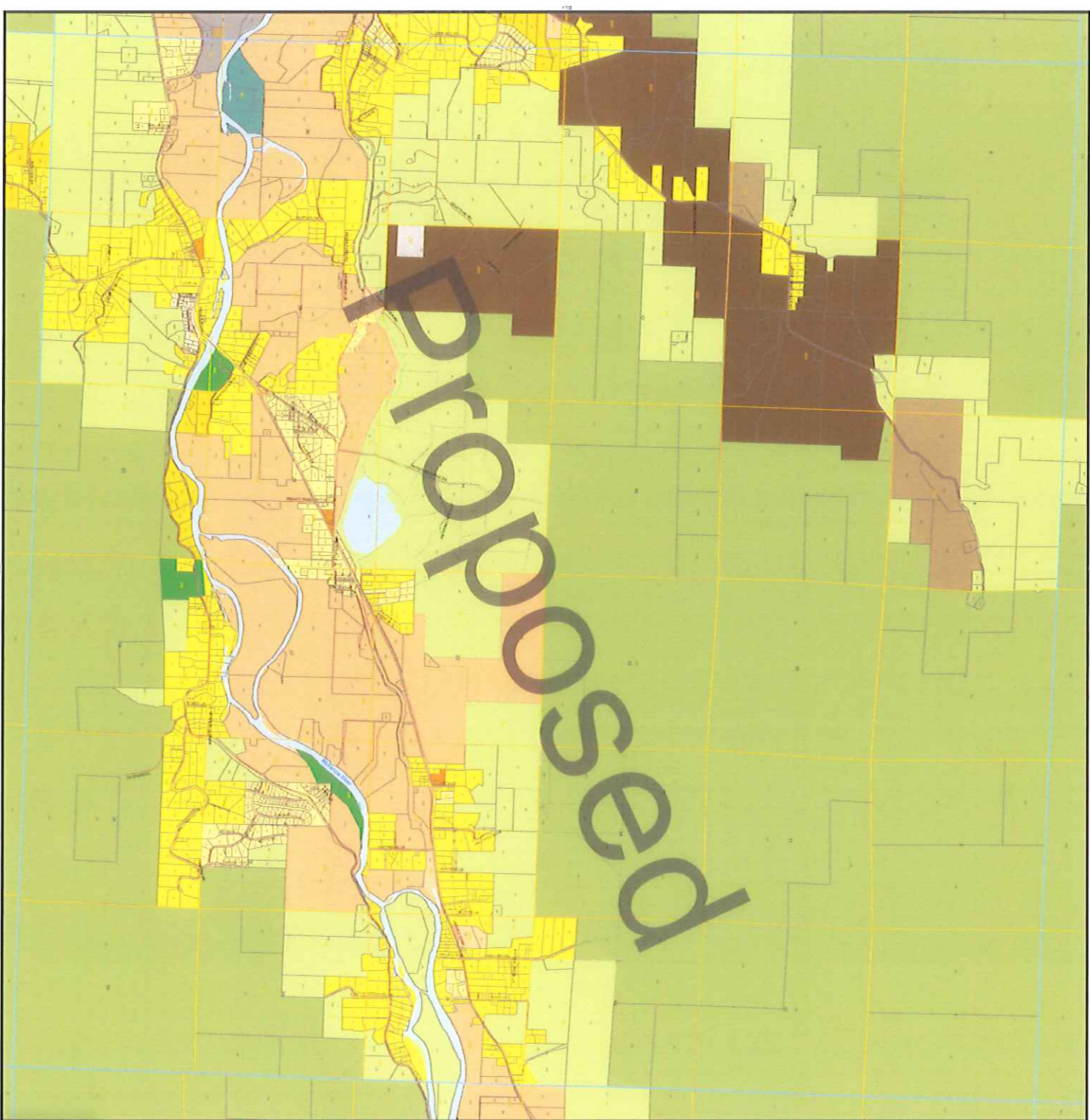
Zoning

- F1 - Non-impervious Forest
- F2 - Impervious Forest
- F2S - Exclusive Farm Use (25 acres minimum)
- F2D - Exclusive Farm Use (50 acres minimum)
- F2L - Exclusive Farm Use (100 acres minimum)
- F2M - Exclusive Farm Use (200 acres minimum)
- F2H - Exclusive Farm Use (500 acres minimum)
- F2V - Exclusive Farm Use (1000 acres minimum)
- MC - Marginal Land
- NC - Rural Commercial
- RI - Rural Industrial
- RP - Rural Public Facility
- RS - Rural Residential (1 acre minimum)
- RS2 - Rural Residential (2 acres minimum)
- RS4 - Rural Residential (4 acres minimum)
- RS8 - Rural Residential (8 acres minimum)
- RS16 - Rural Residential (16 acres minimum)
- RS32 - Rural Residential (32 acres minimum)
- RS64 - Rural Residential (64 acres minimum)
- RS128 - Rural Residential (128 acres minimum)
- RS256 - Rural Residential (256 acres minimum)
- RS512 - Rural Residential (512 acres minimum)
- RS1024 - Rural Residential (1024 acres minimum)
- RS2048 - Rural Residential (2048 acres minimum)
- RS4096 - Rural Residential (4096 acres minimum)
- RS8192 - Rural Residential (8192 acres minimum)
- RS16384 - Rural Residential (16384 acres minimum)
- RS32768 - Rural Residential (32768 acres minimum)
- RS65536 - Rural Residential (65536 acres minimum)
- RS131072 - Rural Residential (131072 acres minimum)
- RS262144 - Rural Residential (262144 acres minimum)
- RS524288 - Rural Residential (524288 acres minimum)
- RS1048576 - Rural Residential (1048576 acres minimum)
- RS2097152 - Rural Residential (2097152 acres minimum)
- RS4194304 - Rural Residential (4194304 acres minimum)
- RS8388608 - Rural Residential (8388608 acres minimum)
- RS16777216 - Rural Residential (16777216 acres minimum)
- RS33554432 - Rural Residential (33554432 acres minimum)
- RS67108864 - Rural Residential (67108864 acres minimum)
- RS134217728 - Rural Residential (134217728 acres minimum)
- RS268435456 - Rural Residential (268435456 acres minimum)
- RS536870912 - Rural Residential (536870912 acres minimum)
- RS1073741824 - Rural Residential (1073741824 acres minimum)
- RS2147483648 - Rural Residential (2147483648 acres minimum)
- RS4294967296 - Rural Residential (4294967296 acres minimum)
- RS8589934592 - Rural Residential (8589934592 acres minimum)
- RS17179869184 - Rural Residential (17179869184 acres minimum)
- RS34359738368 - Rural Residential (34359738368 acres minimum)
- RS68719476736 - Rural Residential (68719476736 acres minimum)
- RS137438953472 - Rural Residential (137438953472 acres minimum)
- RS274877906944 - Rural Residential (274877906944 acres minimum)
- RS549755813888 - Rural Residential (549755813888 acres minimum)
- RS1099511627776 - Rural Residential (1099511627776 acres minimum)
- RS2199023255552 - Rural Residential (2199023255552 acres minimum)
- RS4398046511104 - Rural Residential (4398046511104 acres minimum)
- RS8796093022208 - Rural Residential (8796093022208 acres minimum)
- RS17592186044416 - Rural Residential (17592186044416 acres minimum)
- RS35184372088832 - Rural Residential (35184372088832 acres minimum)
- RS70368744177664 - Rural Residential (70368744177664 acres minimum)
- RS140737488355328 - Rural Residential (140737488355328 acres minimum)
- RS281474976710656 - Rural Residential (281474976710656 acres minimum)
- RS562949953421312 - Rural Residential (562949953421312 acres minimum)
- RS1125899906842624 - Rural Residential (1125899906842624 acres minimum)
- RS2251799813685248 - Rural Residential (2251799813685248 acres minimum)
- RS4503599627370496 - Rural Residential (4503599627370496 acres minimum)
- RS9007199254740992 - Rural Residential (9007199254740992 acres minimum)
- RS18014398509481984 - Rural Residential (18014398509481984 acres minimum)
- RS36028797018963968 - Rural Residential (36028797018963968 acres minimum)
- RS72057594037927936 - Rural Residential (72057594037927936 acres minimum)
- RS144115188075855872 - Rural Residential (144115188075855872 acres minimum)
- RS288230376151711744 - Rural Residential (288230376151711744 acres minimum)
- RS576460752303423488 - Rural Residential (576460752303423488 acres minimum)
- RS1152921504606846976 - Rural Residential (1152921504606846976 acres minimum)
- RS2305843009213693952 - Rural Residential (2305843009213693952 acres minimum)
- RS4611686018427387904 - Rural Residential (4611686018427387904 acres minimum)
- RS9223372036854775808 - Rural Residential (9223372036854775808 acres minimum)
- RS18446744073709551616 - Rural Residential (18446744073709551616 acres minimum)
- RS36893488147419103232 - Rural Residential (36893488147419103232 acres minimum)
- RS73786976294838206464 - Rural Residential (73786976294838206464 acres minimum)
- RS147573952589676412928 - Rural Residential (147573952589676412928 acres minimum)
- RS295147905179352825856 - Rural Residential (295147905179352825856 acres minimum)
- RS590295810358705651712 - Rural Residential (590295810358705651712 acres minimum)
- RS1180591620717411303424 - Rural Residential (1180591620717411303424 acres minimum)
- RS2361183241434822606848 - Rural Residential (2361183241434822606848 acres minimum)
- RS4722366482869645213696 - Rural Residential (4722366482869645213696 acres minimum)
- RS9444732965739290427392 - Rural Residential (9444732965739290427392 acres minimum)
- RS18889465931478580854784 - Rural Residential (18889465931478580854784 acres minimum)
- RS37778931862957161709568 - Rural Residential (37778931862957161709568 acres minimum)
- RS75557863725914323419136 - Rural Residential (75557863725914323419136 acres minimum)
- RS151115727451828646838272 - Rural Residential (151115727451828646838272 acres minimum)
- RS302231454903657293676544 - Rural Residential (302231454903657293676544 acres minimum)
- RS604462909807314587353088 - Rural Residential (604462909807314587353088 acres minimum)
- RS1208925819614629174706176 - Rural Residential (1208925819614629174706176 acres minimum)
- RS2417851639229258349412352 - Rural Residential (2417851639229258349412352 acres minimum)
- RS4835703278458516698824704 - Rural Residential (4835703278458516698824704 acres minimum)
- RS9671406556917033397649408 - Rural Residential (9671406556917033397649408 acres minimum)
- RS19342813113834066795298816 - Rural Residential (19342813113834066795298816 acres minimum)
- RS38685626227668133590597632 - Rural Residential (38685626227668133590597632 acres minimum)
- RS77371252455336267181195264 - Rural Residential (77371252455336267181195264 acres minimum)
- RS154742504910672534362390528 - Rural Residential (154742504910672534362390528 acres minimum)
- RS309485009821345068724781056 - Rural Residential (309485009821345068724781056 acres minimum)
- RS618970019642690137449562112 - Rural Residential (618970019642690137449562112 acres minimum)
- RS1237940039285380274899124224 - Rural Residential (1237940039285380274899124224 acres minimum)
- RS2475880078570760549798248448 - Rural Residential (2475880078570760549798248448 acres minimum)
- RS4951760157141521099596496896 - Rural Residential (4951760157141521099596496896 acres minimum)
- RS9903520314283042199192993792 - Rural Residential (9903520314283042199192993792 acres minimum)
- RS19807040628566084398385987584 - Rural Residential (19807040628566084398385987584 acres minimum)
- RS39614081257132168796771975168 - Rural Residential (39614081257132168796771975168 acres minimum)
- RS79228162514264337593543950336 - Rural Residential (79228162514264337593543950336 acres minimum)
- RS158456325028528675187087900672 - Rural Residential (158456325028528675187087900672 acres minimum)
- RS316912650057057350374175801344 - Rural Residential (316912650057057350374175801344 acres minimum)
- RS633825300114114700748351602688 - Rural Residential (633825300114114700748351602688 acres minimum)
- RS1267650600228229401496703205376 - Rural Residential (1267650600228229401496703205376 acres minimum)
- RS2535301200456458802993406410752 - Rural Residential (2535301200456458802993406410752 acres minimum)
- RS5070602400912917605986812821504 - Rural Residential (5070602400912917605986812821504 acres minimum)
- RS10141204801825835211973625643008 - Rural Residential (10141204801825835211973625643008 acres minimum)
- RS20282409603651670423947251286016 - Rural Residential (20282409603651670423947251286016 acres minimum)
- RS40564819207303340847894502572032 - Rural Residential (40564819207303340847894502572032 acres minimum)
- RS81129638414606681695789005144064 - Rural Residential (81129638414606681695789005144064 acres minimum)
- RS162259276829213363391578010288128 - Rural Residential (162259276829213363391578010288128 acres minimum)
- RS324518553658426726783156020576256 - Rural Residential (324518553658426726783156020576256 acres minimum)
- RS649037107316853453566312041152512 - Rural Residential (649037107316853453566312041152512 acres minimum)
- RS1298074214633706907132624082305024 - Rural Residential (1298074214633706907132624082305024 acres minimum)
- RS2596148429267413814265248164610048 - Rural Residential (2596148429267413814265248164610048 acres minimum)
- RS5192296858534827628530496329220096 - Rural Residential (5192296858534827628530496329220096 acres minimum)
- RS10384593717069655257060992658440192 - Rural Residential (10384593717069655257060992658440192 acres minimum)
- RS20769187434139310514121985316880384 - Rural Residential (20769187434139310514121985316880384 acres minimum)
- RS41538374868278621028243970633760768 - Rural Residential (41538374868278621028243970633760768 acres minimum)
- RS83076749736557242056487941267521536 - Rural Residential (83076749736557242056487941267521536 acres minimum)
- RS166153499473114484112975882535042672 - Rural Residential (166153499473114484112975882535042672 acres minimum)
- RS332306998946228968225951765070085344 - Rural Residential (332306998946228968225951765070085344 acres minimum)
- RS664613997892457936451903530140170688 - Rural Residential (664613997892457936451903530140170688 acres minimum)
- RS1329227995784915872903807060280341376 - Rural Residential (1329227995784915872903807060280341376 acres minimum)
- RS2658455991569831745807614120560682752 - Rural Residential (2658455991569831745807614120560682752 acres minimum)
- RS5316911983139663491615228241121365504 - Rural Residential (5316911983139663491615228241121365504 acres minimum)
- RS10633823966279326983230456482242731008 - Rural Residential (10633823966279326983230456482242731008 acres minimum)
- RS21267647932558653966460912964485462016 - Rural Residential (21267647932558653966460912964485462016 acres minimum)
- RS42535295865117307932921825928970924032 - Rural Residential (42535295865117307932921825928970924032 acres minimum)
- RS85070591730234615865843651857941848064 - Rural Residential (85070591730234615865843651857941848064 acres minimum)
- RS170141183460469231731687303715883760128 - Rural Residential (170141183460469231731687303715883760128 acres minimum)
- RS340282366920938463463374607431767520256 - Rural Residential (340282366920938463463374607431767520256 acres minimum)
- RS680564733841876926926749214863535040512 - Rural Residential (680564733841876926926749214863535040512 acres minimum)
- RS1361129467683753853853498429727070081024 - Rural Residential (1361129467683753853853498429727070081024 acres minimum)
- RS2722258935367507707706996859454140162048 - Rural Residential (2722258935367507707706996859454140162048 acres minimum)
- RS5444517870735015415413993718908280324096 - Rural Residential (5444517870735015415413993718908280324096 acres minimum)
- RS10889035741470030830827987437816560648192 - Rural Residential (10889035741470030830827987437816560648192 acres minimum)
- RS21778071482940061661655974875633121296384 - Rural Residential (21778071482940061661655974875633121296384 acres minimum)
- RS43556142965880123323311949751266242592768 - Rural Residential (43556142965880123323311949751266242592768 acres minimum)
- RS87112285931760246646623899502532485185536 - Rural Residential (87112285931760246646623899502532485185536 acres minimum)
- RS174224571863520493293247799005064771311104 - Rural Residential (174224571863520493293247799005064771311104 acres minimum)
- RS348449143727040986586495598010129542622208 - Rural Residential (348449143727040986586495598010129542622208 acres minimum)
- RS696898287454081973172991196020259085244416 - Rural Residential (696898287454081973172991196020259085244416 acres minimum)
- RS1393796574908163946345982320040518170488832 - Rural Residential (1393796574908163946345982320040518170488832 acres minimum)
- RS2787593149816327892691964640081035440977664 - Rural Residential (2787593149816327892691964640081035440977664 acres minimum)
- RS5575186299632655785383929280162070881955328 - Rural Residential (5575186299632655785383929280162070881955328 acres minimum)
- RS11150372599265311570767858560324141773910656 - Rural Residential (11150372599265311570767858560324141773910656 acres minimum)
- RS22300745198530623141535717120648283547821312 - Rural Residential (22300745198530623141535717120648283547821312 acres minimum)
- RS44601490397061246283071434241296566955642624 - Rural Residential (44601490397061246283071434241296566955642624 acres minimum)
- RS89202980794122492566142868482593139111285248 - Rural Residential (89202980794122492566142868482593139111285248 acres minimum)
- RS17840596158824498513228573696518627822257056 - Rural Residential (17840596158824498513228573696518627822257056 acres minimum)
- RS3568119231764899702645714739303725644514112 - Rural Residential (3568119231764899702645714739303725644514112 acres minimum)
- RS7136238463529799405291429478607451289028224 - Rural Residential (7136238463529799405291429478607451289028224 acres minimum)
- RS14272476927059598810582858957214902578056448 - Rural Residential (14272476927059598810582858957214902578056448 acres minimum)
- RS2854495385411919762116571791442980515611296 - Rural Residential (2854495385411919762116571791442980515611296 acres minimum)
- RS5708990770823839524233143582885961031222592 - Rural Residential (5708990770823839524233143582885961031222592 acres minimum)
- RS1141798154164767904846628716577922062245184 - Rural Residential (1141798154164767904846628716577922062245184 acres minimum)
- RS2283596308329535809693257433155844024490368 - Rural Residential (2283596308329535809693257433155844024490368 acres minimum)
- RS4567192616659071619386514866311688048980736 - Rural Residential (4567192616659071619386514866311688048980736 acres minimum)
- RS9134385233318143238773029732623376079961472 - Rural Residential (9134385233318143238773029732623376079961472 acres minimum)
- RS18268770466636286477546058465246752159922944 - Rural Residential (18268770466636286477546058465246752159922944 acres minimum)
- RS36537540933272572955092116930493504319845888 - Rural Residential (36537540933272572955092116930493504319845888 acres minimum)
- RS73075081866545145910184233860987008639691776 - Rural Residential (73075081866545145910184233860987008639691776 acres minimum)
- RS146150163733090291820368467721974017279383552 - Rural Residential (146150163733090291820368467721974017279383552 acres minimum)
- RS29230032746618058364073693544394803455876704 - Rural Residential (29230032746618058364073693544394803455876704 acres minimum)
- RS58460065493236116728147387088789606911753408 - Rural Residential (58460065493236116728147387088789606911753408 acres minimum)
- RS116920130986472233456294774177579213823506816 - Rural Residential (116920130986472233456294774177579213823506816 acres minimum)
- RS233840261972944466912589548355158427647013632 - Rural Residential (233840261972944466912589548355158427647013632 acres minimum)
- RS467680523945888933825179096710316855294027264 - Rural Residential (467680523945888933825179096710316855294027264 acres minimum)
- RS935361047891777867650358193420633710588054528 - Rural Residential (935361047891777867650358193420633710588054528 acres minimum)
- RS1870722095783555735300716386841267421776109056 - Rural Residential (1870722095783555735300716386841267421776109056 acres minimum)
- RS3741444191567111470601432773682534843552218112 - Rural Residential (3741444191567111470601432773682534843552218112 acres minimum)
- RS7482888383134222941202865547365069687104436224 - Rural Residential (7482888383134222941202865547365069687104436224 acres minimum)
- RS14965776766268445882405731094730139342088724448 - Rural Residential (14965776766268445882405731094730139342088724448 acres minimum)
- RS29931553532536891764811462189460278684177488896 - Rural Residential (29931553532536891764811462189460278684177488896 acres minimum)
- RS59863107065073783529622924378920557368354977792 - Rural Residential (59863107065073783529622924378920557368354977792 acres minimum)
- RS119726214130147567059245848757841114736709955584 - Rural Residential (119726214130147567059245848757841114736709955584 acres minimum)
- RS239452428260295134118491697515682229473419911168 - Rural Residential (239452428260295134118491697515682229473419911168 acres minimum)
- RS478904856520590268236983395031364458946839822336 - Rural Residential (478904856520590268236983395031364458946839822336 acres minimum)
- RS957809713041180536473966790062728917893679644672 - Rural Residential (957809713041180536473966790062728917893679644672 acres minimum)
- RS1915619426082361072947933400125457837787359289344 - Rural Residential (1915619426082361072947933400125457837787359289344 acres minimum)
- RS3831238852164722145895866800250915675574718578688 - Rural Residential (3831238852164722145895866800250915675574718578688 acres minimum)
- RS7662477704329444291791733600501831351149437157376 - Rural Residential (7662477704329444291791733600501831351149437157376 acres minimum)
- RS15324955408658888583583467201003662702298874314752 - Rural Residential (15324955408658888583583467201003662702298874314752 acres minimum)
- RS30649910817317777167166934402007325404597748629504 - Rural Residential (30649910817317777167166934402007325404597748629504 acres minimum)
- RS6129982163463555433433386880

Township 17 South, Range 01 West



1	2	3	4	5	6	7	8	9	10	11	12	13	14	15	16	17	18	19	20	21	22	23	24	25	26	27	28	29	30	31	32	33	34	35	36	37	38	39	40	41	42	43	44	45	46	47	48	49	50	51	52	53	54	55	56	57	58	59	60	61	62	63	64	65	66	67	68	69	70	71	72	73	74	75	76	77	78	79	80	81	82	83	84	85	86	87	88	89	90	91	92	93	94	95	96	97	98	99	100
---	---	---	---	---	---	---	---	---	----	----	----	----	----	----	----	----	----	----	----	----	----	----	----	----	----	----	----	----	----	----	----	----	----	----	----	----	----	----	----	----	----	----	----	----	----	----	----	----	----	----	----	----	----	----	----	----	----	----	----	----	----	----	----	----	----	----	----	----	----	----	----	----	----	----	----	----	----	----	----	----	----	----	----	----	----	----	----	----	----	----	----	----	----	----	----	----	----	----	-----

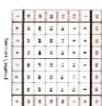


Zoning

- F1 - Non-impacted Forest
- F2 - Impacted Forest
- F2S - Exclusive Farm Use (25 acre minimum)
- CDS - Exclusive Farm Use (50 acre minimum)
- C4S - Exclusive Farm Use (40 acre minimum)
- CDS - Exclusive Farm Use (60 acre minimum)
- MS - Marginal Lands
- MC - Rural Commercial
- RI - Rural Industrial
- RP - Rural Public Facility
- RR1 - Rural Residential (1 acre minimum)
- RR2 - Rural Residential (2 acre minimum)
- RR3 - Rural Residential (3 acre minimum)
- RR4 - Rural Residential (4 acre minimum)
- RR5 - Rural Residential (5 acre minimum)
- RR6 - Rural Residential (6 acre minimum)
- RR7 - Rural Residential (7 acre minimum)
- RR8 - Rural Residential (8 acre minimum)
- RR9 - Rural Residential (9 acre minimum)
- RR10 - Rural Residential (10 acre minimum)
- RR11 - Rural Residential (11 acre minimum)
- RR12 - Rural Residential (12 acre minimum)
- RR13 - Rural Residential (13 acre minimum)
- RR14 - Rural Residential (14 acre minimum)
- RR15 - Rural Residential (15 acre minimum)
- RR16 - Rural Residential (16 acre minimum)
- RR17 - Rural Residential (17 acre minimum)
- RR18 - Rural Residential (18 acre minimum)
- RR19 - Rural Residential (19 acre minimum)
- RR20 - Rural Residential (20 acre minimum)
- RR21 - Rural Residential (21 acre minimum)
- RR22 - Rural Residential (22 acre minimum)
- RR23 - Rural Residential (23 acre minimum)
- RR24 - Rural Residential (24 acre minimum)
- RR25 - Rural Residential (25 acre minimum)
- RR26 - Rural Residential (26 acre minimum)
- RR27 - Rural Residential (27 acre minimum)
- RR28 - Rural Residential (28 acre minimum)
- RR29 - Rural Residential (29 acre minimum)
- RR30 - Rural Residential (30 acre minimum)
- RR31 - Rural Residential (31 acre minimum)
- RR32 - Rural Residential (32 acre minimum)
- RR33 - Rural Residential (33 acre minimum)
- RR34 - Rural Residential (34 acre minimum)
- RR35 - Rural Residential (35 acre minimum)
- RR36 - Rural Residential (36 acre minimum)
- RR37 - Rural Residential (37 acre minimum)
- RR38 - Rural Residential (38 acre minimum)
- RR39 - Rural Residential (39 acre minimum)
- RR40 - Rural Residential (40 acre minimum)
- RR41 - Rural Residential (41 acre minimum)
- RR42 - Rural Residential (42 acre minimum)
- RR43 - Rural Residential (43 acre minimum)
- RR44 - Rural Residential (44 acre minimum)
- RR45 - Rural Residential (45 acre minimum)
- RR46 - Rural Residential (46 acre minimum)
- RR47 - Rural Residential (47 acre minimum)
- RR48 - Rural Residential (48 acre minimum)
- RR49 - Rural Residential (49 acre minimum)
- RR50 - Rural Residential (50 acre minimum)
- RR51 - Rural Residential (51 acre minimum)
- RR52 - Rural Residential (52 acre minimum)
- RR53 - Rural Residential (53 acre minimum)
- RR54 - Rural Residential (54 acre minimum)
- RR55 - Rural Residential (55 acre minimum)
- RR56 - Rural Residential (56 acre minimum)
- RR57 - Rural Residential (57 acre minimum)
- RR58 - Rural Residential (58 acre minimum)
- RR59 - Rural Residential (59 acre minimum)
- RR60 - Rural Residential (60 acre minimum)
- RR61 - Rural Residential (61 acre minimum)
- RR62 - Rural Residential (62 acre minimum)
- RR63 - Rural Residential (63 acre minimum)
- RR64 - Rural Residential (64 acre minimum)
- RR65 - Rural Residential (65 acre minimum)
- RR66 - Rural Residential (66 acre minimum)
- RR67 - Rural Residential (67 acre minimum)
- RR68 - Rural Residential (68 acre minimum)
- RR69 - Rural Residential (69 acre minimum)
- RR70 - Rural Residential (70 acre minimum)
- RR71 - Rural Residential (71 acre minimum)
- RR72 - Rural Residential (72 acre minimum)
- RR73 - Rural Residential (73 acre minimum)
- RR74 - Rural Residential (74 acre minimum)
- RR75 - Rural Residential (75 acre minimum)
- RR76 - Rural Residential (76 acre minimum)
- RR77 - Rural Residential (77 acre minimum)
- RR78 - Rural Residential (78 acre minimum)
- RR79 - Rural Residential (79 acre minimum)
- RR80 - Rural Residential (80 acre minimum)
- RR81 - Rural Residential (81 acre minimum)
- RR82 - Rural Residential (82 acre minimum)
- RR83 - Rural Residential (83 acre minimum)
- RR84 - Rural Residential (84 acre minimum)
- RR85 - Rural Residential (85 acre minimum)
- RR86 - Rural Residential (86 acre minimum)
- RR87 - Rural Residential (87 acre minimum)
- RR88 - Rural Residential (88 acre minimum)
- RR89 - Rural Residential (89 acre minimum)
- RR90 - Rural Residential (90 acre minimum)
- RR91 - Rural Residential (91 acre minimum)
- RR92 - Rural Residential (92 acre minimum)
- RR93 - Rural Residential (93 acre minimum)
- RR94 - Rural Residential (94 acre minimum)
- RR95 - Rural Residential (95 acre minimum)
- RR96 - Rural Residential (96 acre minimum)
- RR97 - Rural Residential (97 acre minimum)
- RR98 - Rural Residential (98 acre minimum)
- RR99 - Rural Residential (99 acre minimum)
- RR100 - Rural Residential (100 acre minimum)

Revision	Comments or Date	Effective Date	Map Adopted
1	Original	July 11, 2008	NA
2	NA	March 9, 2011	NA
3	NA	Feb 2, 2015	NA
4			
5			
6			
7			
8			
9			
10			

Official Lane County
Zoning Map




See next page for figure

- 1

 $\rightarrow z$ 

IMD

Official Lane County
Zoning Map



-  E25 - Exclusive Farm Use (25 acres minimum)
-  E30 - Exclusive Farm Use (30 acres minimum)
-  E40 - Exclusive Farm Use (40 acres minimum)
-  E60 - Exclusive Farm Use (60 acres minimum)

- | | | |
|-------------|--|---|
| | | NC - Natural Resource |
| | | NC - Rural Industrial |
| | | RPI - Rural Public Facility |
| | | RIC - Rural Commercial (1 acre minimum) |
| | | RIC - Rural Residential (1/2 acre minimum) |
| | | RRC - RREC - Non Reservoir (1/2 acre minimum) |
| | | RDC - Rural Residential (1/2 acre minimum) |
| | | NRI-NRCC - Non Reservoir (1/2 acre minimum) |
| | | RRI-O - Rural Residential (1/2 acre minimum) |
| | | NRD-NRCC - Non Reservoir (1/2 acre minimum) |
| | | RRP - Rural Park and Recreation |
| | | AO - Airport Operations |
| | | CAMP - Camp Lands/Watershed Protection Area |
| | | NR - Natural Resource |
| | | NE - Natural Estuary |
| | | DR - Distribution Point |
| | | OM - Quarry and Mining Operations |
| | | SO - Small, General and Risk Properties |
| | | ZGC-P - Sand and Gravel Controlled Placement |
| | | CR - Rural Commercial |
| | | CS - Neighborhood Commercial |
| | | CM - Commercial |
| | | MJ - Light Industrial |
| | | PR - Public Facility |
| UOB | | Township Range |
| City Limits | | Patches |
| | | Su |
| | | Roads |

UCB	Township Range	Parcels	Surface Water
-----	----------------	---------	---------------

- City Limits Sections Road

ORIGINAL ACQUISITION DISBURSEMENT TABLE			
Position	Contract or Order Number	Date Effective	Planning Action Number
1	ORD PA1246	July 17, 2000	NA
2	NA	Oct 17, 2000	NA
3	NA	March 8, 2011	NA
4			
5			
6			
7			
8			
9			
10			

Official Lane County
Zoning Map