



# Lane County COVID-19 Cases: Disease Severity Detail

Click any link below to switch view

[Data are provisional and are subject to change]

Hospital Detail

Deceased Detail

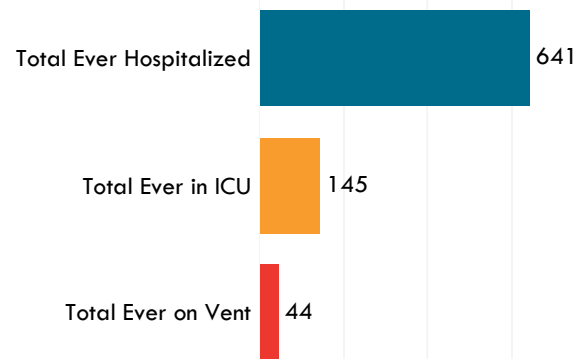
Risk Factors

Preexisting

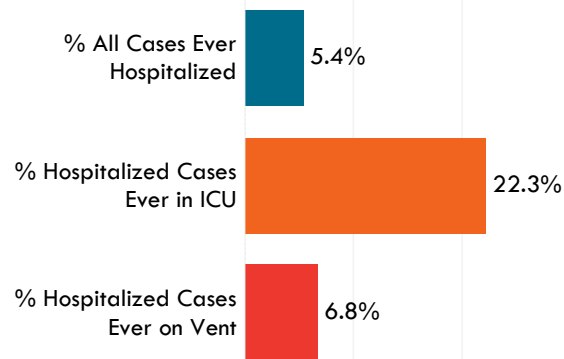
Signs & Symptoms

## Hospital Detail

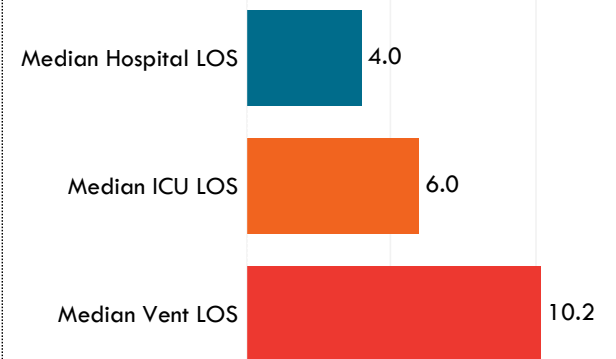
### Hospitalization Overview



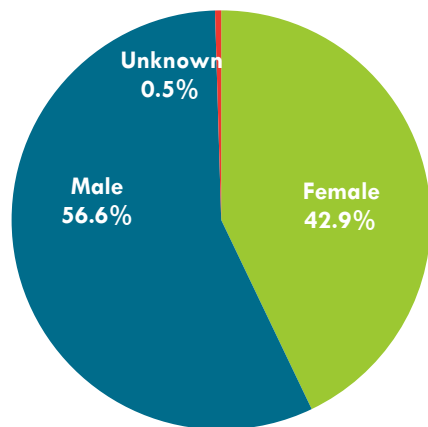
### Hospitalized Proportions



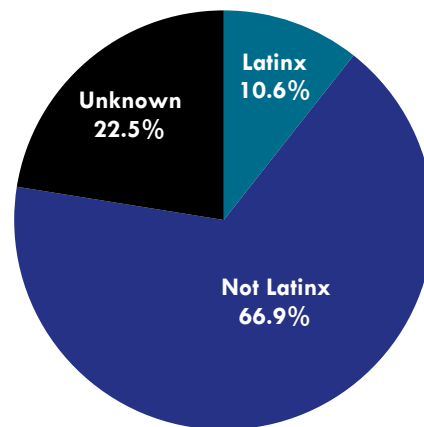
### Length of Stay (LOS) in Days



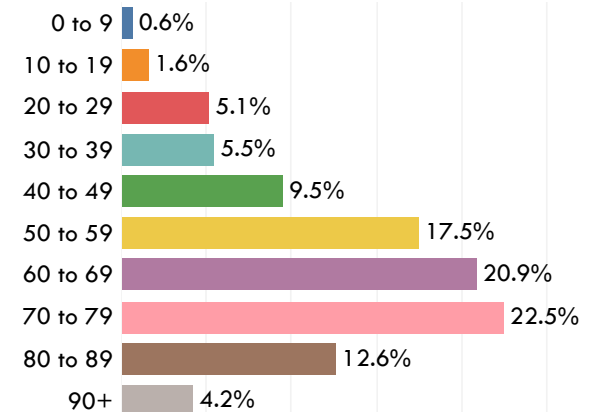
### Ever Hospitalized Gender



### Ever Hospitalized Ethnicity



### Ever Hospitalized Age Group





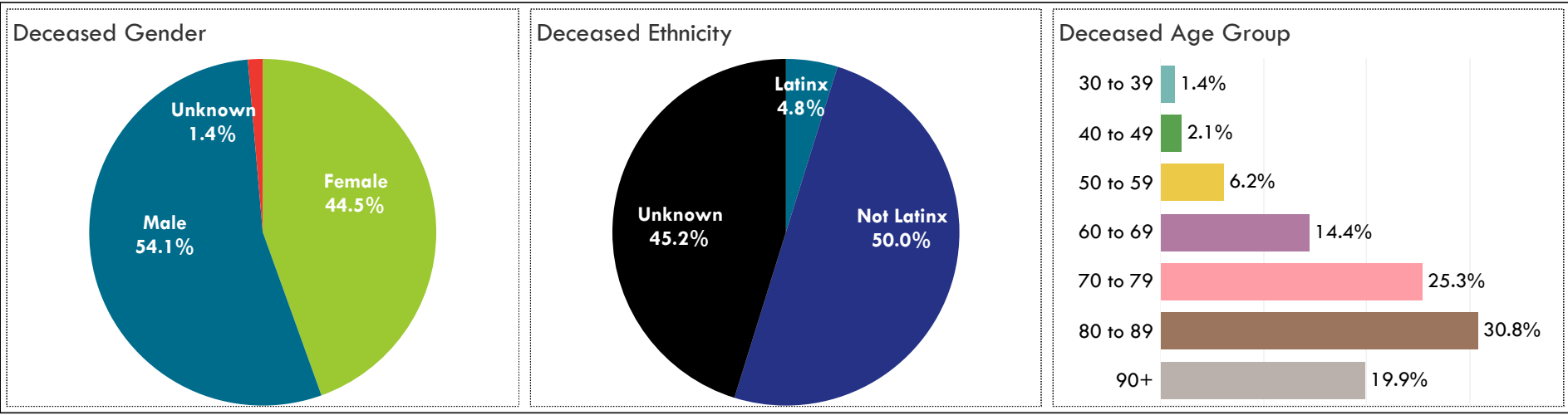
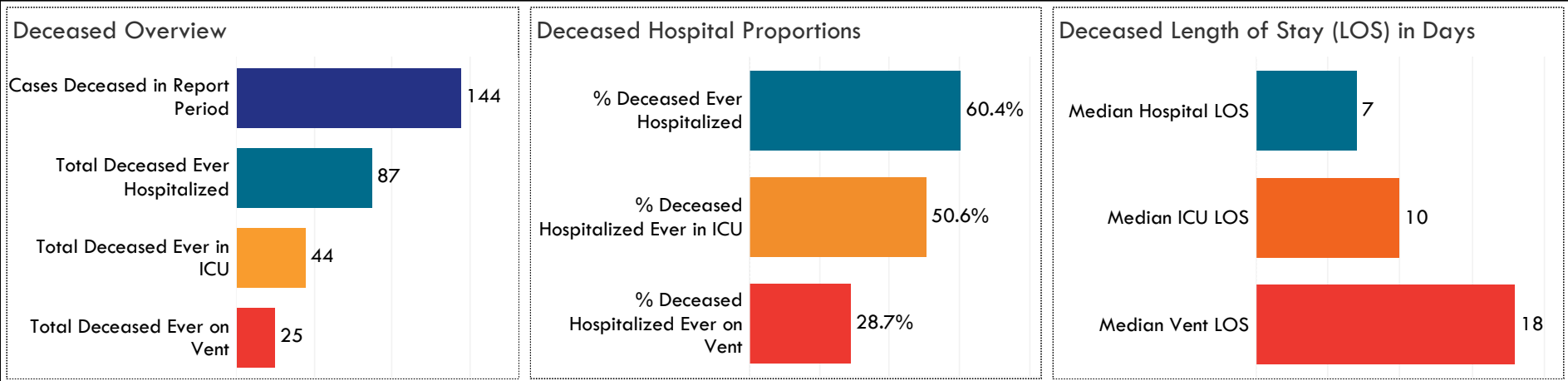
# Lane County COVID-19 Cases: Disease Severity Detail

Click any link below to switch view

[Data are provisional and are subject to change]

- [Hospital Detail](#)
- [Deceased Detail](#)
- [Risk Factors](#)
- [Preexisting](#)
- [Signs & Symptoms](#)

## Deceased Detail





# Lane County COVID-19 Cases: Disease Severity Detail

Click any link below to switch view

[Data are provisional and are subject to change]

Hospital Detail

Deceased Detail

Risk Factors

Preexisting

Signs & Symptoms

## Potential Risk Factors: Ever Hospitalized

### Potential Risk Factors for COVID-19 Infection

A number of factors may influence a person's risk of infection, such as their current health condition, the type of work they do, or their housing circumstances. Those individuals who work in health care settings may be at particular risk due to their proximity to cases. People living in congregate spaces (long term care facilities, dorms, jails) may have a harder time keeping shared spaces clean or maintaining physical distancing. Smoking cannabis causes lung inflammation which may weaken the natural defense in the lung.

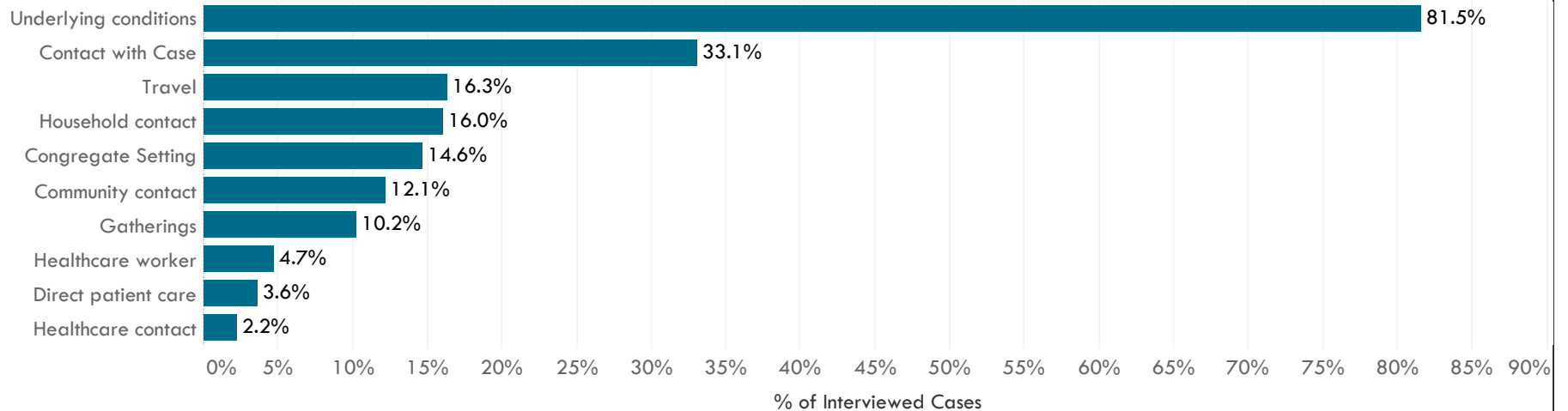
Identifying the factors that may put people at increased risk of COVID-19 infection helps inform valuable targeted testing programs.

Choose Patient Status

Ever Hospitalized

Interviewed Cases<sup>^</sup>: 363

Ever Hospitalized Lane County COVID-19 cases by percent of potential risk factors\*: As of 4/25/2021



\*People may have more than one risk factor

<sup>^</sup>Due to the surge in cases, case investigations have been limited to only those questions that are required to keep the case and their contacts safely isolated. Therefore, signs and symptoms data is very limited.

Note that several of these signs and symptoms were not collected from the beginning of case investigation in Oregon. Also, in some cases we were unable to get an answer due to interview limitations. Therefore, the number of reported signs and symptoms are likely underestimated.

Cases Through 4/25/2021 as of 4/28/2021 8:00 AM PST



# Lane County COVID-19 Cases: Disease Severity Detail

Click any link below to switch view

[Data are provisional and are subject to change]

Hospital Detail

Deceased Detail

Risk Factors

Preexisting

Signs & Symptoms

## Preexisting Conditions: Ever Hospitalized

### Potential Risk Factors for COVID-19 Infection

A number of factors may influence a person's risk of infection, such as their current health condition, the type of work they do, or their housing circumstances. Those individuals who work in health care settings may be at particular risk due to their proximity to cases. People living in congregate spaces (long term care facilities, dorms, jails) may have a harder time keeping shared spaces clean or maintaining physical distancing. Smoking cannabis causes lung inflammation which may weaken the natural defense in the lung.

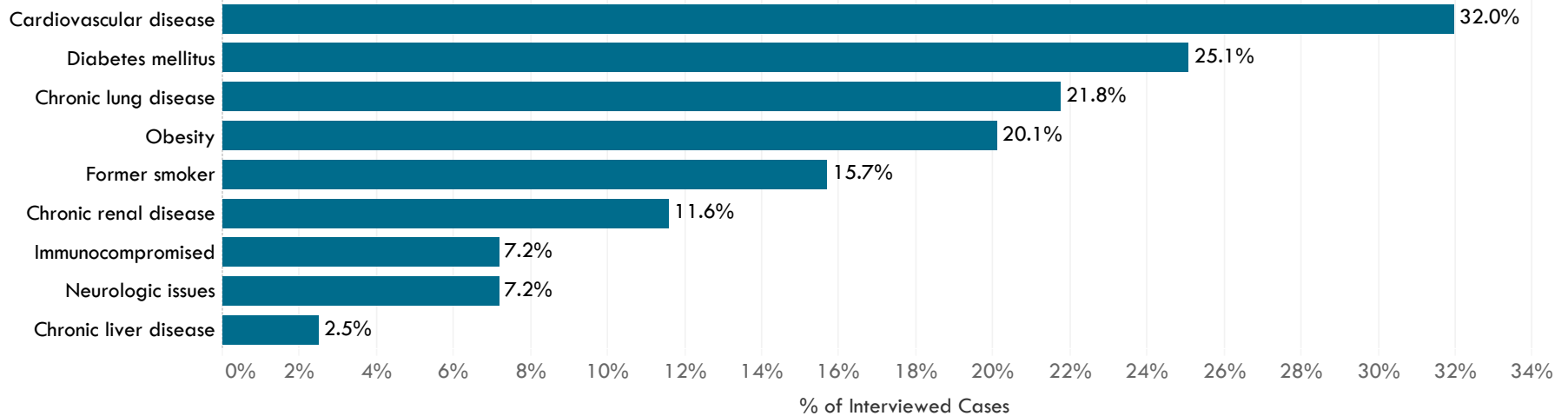
Identifying the factors that may put people at increased risk of COVID-19 infection helps inform valuable targeted testing programs.

Choose Patient Status

Ever Hospitalized

Interviewed Cases<sup>^</sup>: 363

Ever Hospitalized Lane County COVID-19 cases by percent of preexisting conditions\*: As of 4/25/2021



\*People may have more than one risk factor

<sup>^</sup>Due to the surge in cases, case investigations have been limited to only those questions that are required to keep the case and their contacts safely isolated. Therefore, signs and symptoms data is very limited.

Note that several of these signs and symptoms were not collected from the beginning of case investigation in Oregon. Also, in some cases we were unable to get an answer due to interview limitations. Therefore, the number of reported signs and symptoms are likely underestimated.

Cases Through 4/25/2021 as of 4/28/2021 8:00 AM PST



# Lane County COVID-19 Cases: Disease Severity Detail

Click any link below to switch view

[Data are provisional and are subject to change]

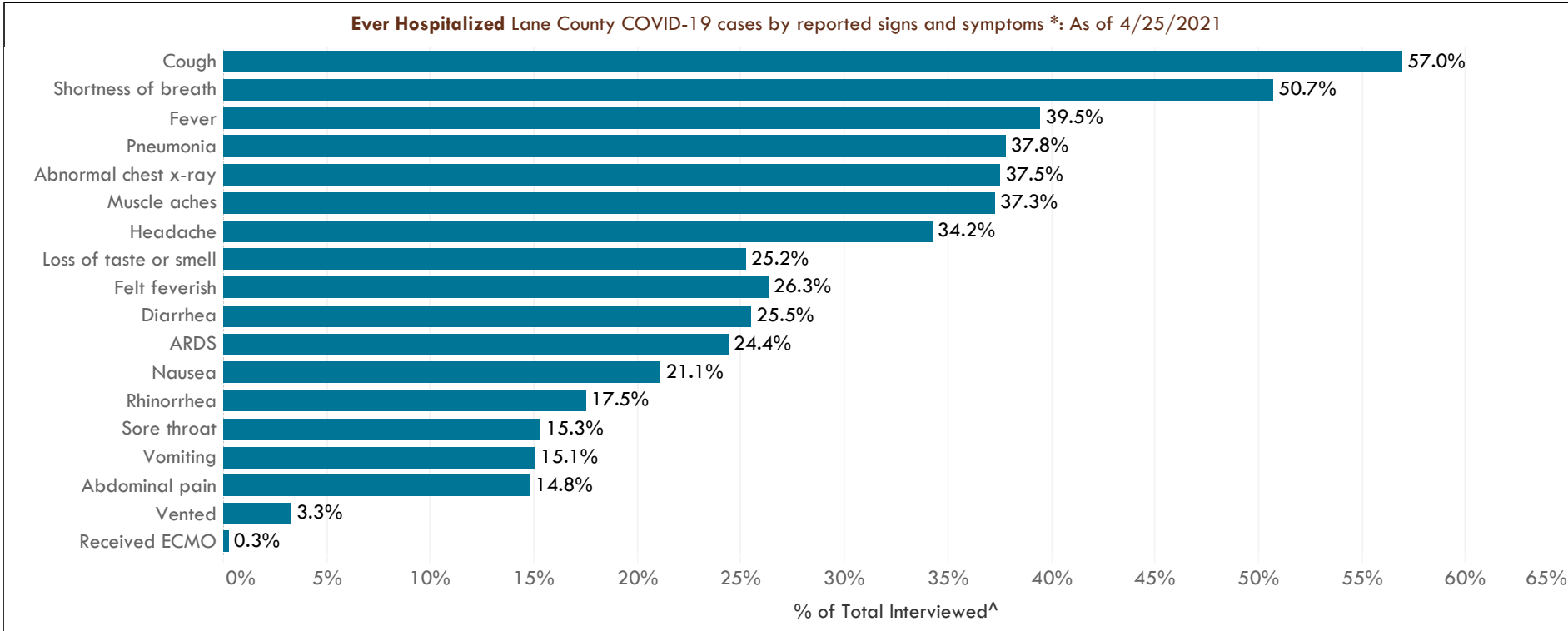
- Hospital Detail**
- Deceased Detail**
- Risk Factors**
- Preexisting**
- Signs & Symptoms**

## Signs and Symptoms: Ever Hospitalized

84.7% of Ever Hospitalized cases had at least one symptom.

Choose Patient Status  
Ever Hospitalized

Interviewed Cases<sup>^</sup>: **365**



\*People may have more than one sign or symptom.

<sup>^</sup>Due to the surge in cases, case investigations have been limited to only those questions that are required to keep the case and their contacts safely isolated. Therefore, signs and symptoms data is very limited.