



Lane County COVID-19 Cases: Weekly Overall

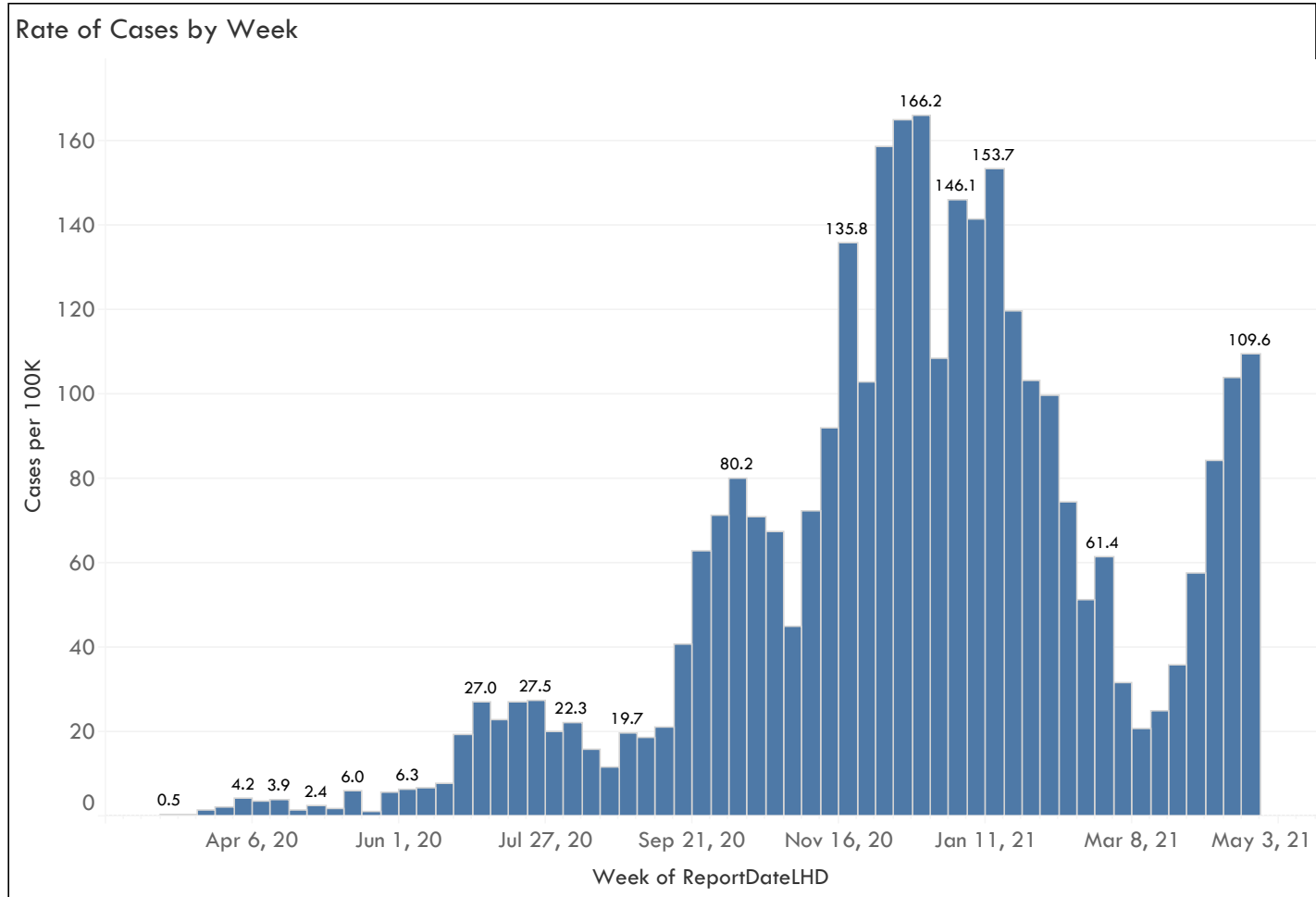
Click any link below to switch view

[Data are provisional and are subject to change]

- COVID-19 Overall
- Last Week
- Epi Curve
- Age & Gender
- Vaccines
- Other Weekly Reports

COVID-19 Overall

Weekly Overall	
Cases per 100K	3,168
Cases in Last Week per 100K	109.6
Cases Reported in Previous Week	418
Total Deaths	144
Cumulative Hospitalized Rate	0.05
Total Cases Count	12,080



*Rates shown on this dashboard are calculated using population estimates from the 2020 Annual Population Report from Portland State University's College of Urban & Public Affairs: Population Research Center.

Cases Reported Through 4/25/21, as of 4/28/2021 8:00 AM



Lane County COVID-19 Cases: Weekly Overall

Click any link below to switch view

[Data are provisional and are subject to change]

- [COVID-19 Overall](#)
- [Last Week](#)
- [Epi Curve](#)
- [Age & Gender](#)
- [Vaccines](#)
- [Other Weekly Reports](#)

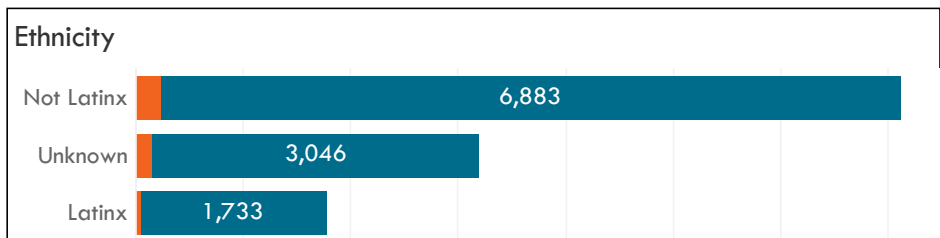
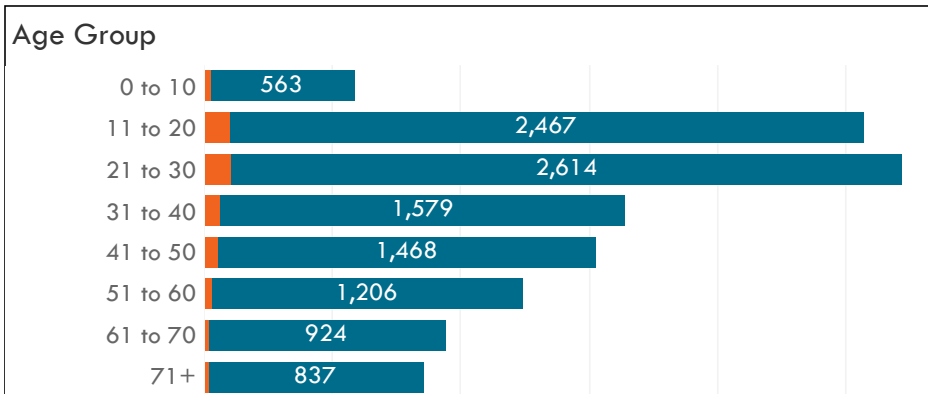
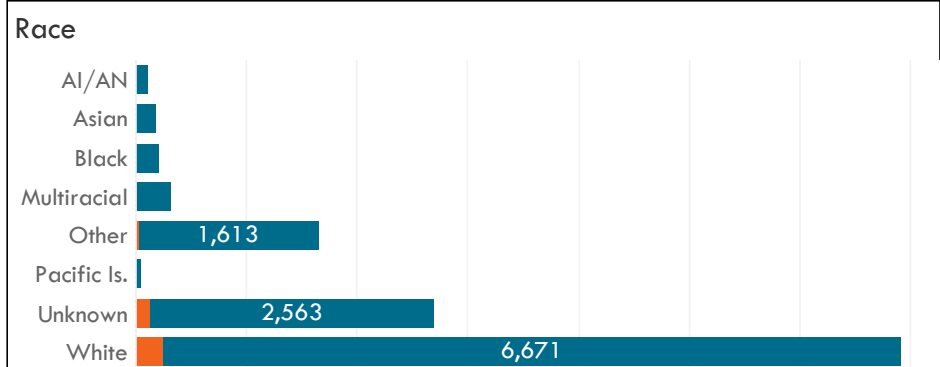
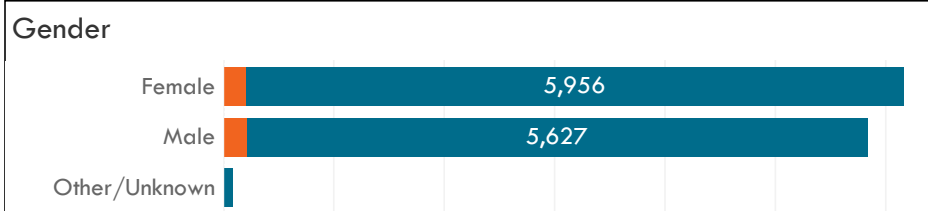
Last Week: 4/19/2021 through 4/25/2021

For the week of April 19 through April 25, Lane County reported 418 new cases of COVID-19^[1].

Of the new cases, reported onset was between 4/6/2021 and 4/23/2021.

^[1] Includes cases confirmed by diagnostic testing and presumptive cases. Presumptive means that the person has COVID-19 like symptoms and is known to be a contact of a laboratory confirmed case. They are considered "cases" even without lab confirmation.

Cases Added in Last Week	Previously Reported	Total Cases	Case Timeframe
418	11,662	12,080	<ul style="list-style-type: none"> Previously Reported Cases Added in Last Week





Lane County COVID-19 Cases: Weekly Overall

Click any link below to switch view

[Data are provisional and are subject to change]

COVID-19 Overall

Last Week

Epi Curve

Age & Gender

Vaccines

Other Weekly Reports

Epi Curve

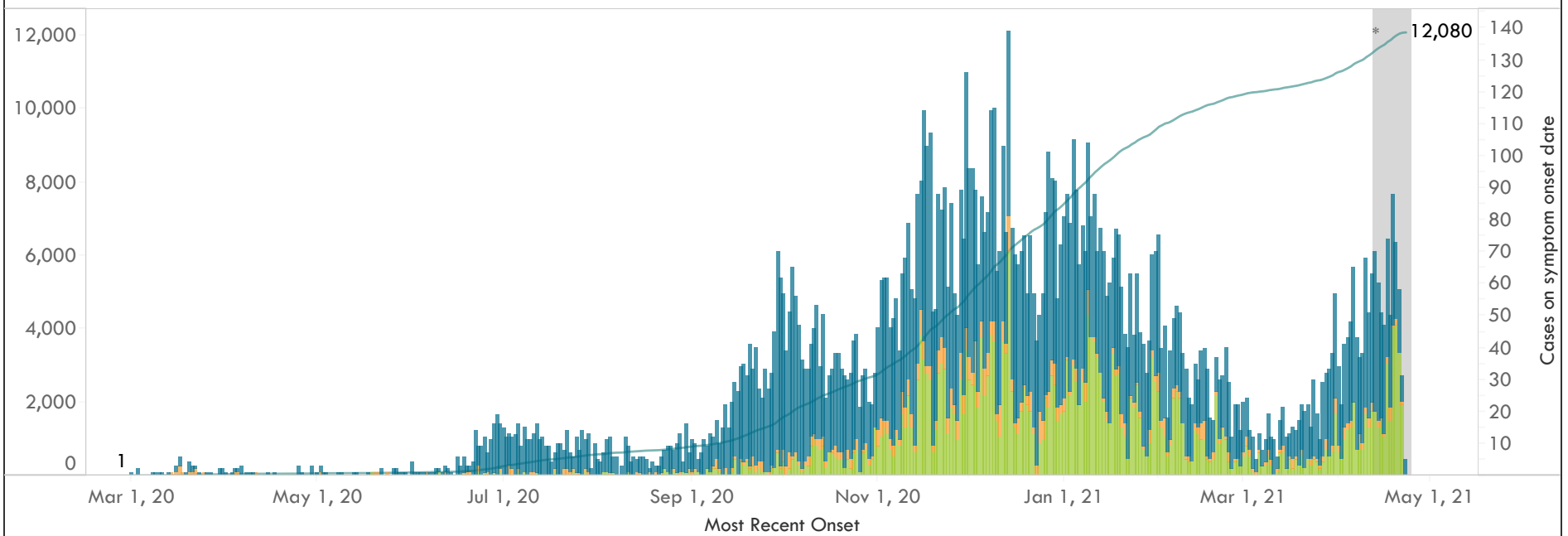
This chart shows the number of confirmed and presumptive COVID-19 Cases in Lane County. The Epi Curve view provides the ability to view whether the individuals ever required admission to an inpatient unit for their illnesses, or alternatively, to see those currently infectious.

Epi Curve Color Control
Ever Hospitalized

- Not Hospitalized
- Ever Hospitalized
- Unknown

Total Cases	12,080
Ever Hospitalized	641
Not Hospitalized	8,167
Unknown	3,275

COVID-19 Cases by Symptom Onset Date and Hospitalization Status



* Infections that begin during the time period indicated in gray may not yet be reported.

Cases Reported Through 4/25/21, as of 4/28/2021 8:00 AM



Lane County COVID-19 Cases: Weekly Overall

Click any link below to switch view

[Data are provisional and are subject to change]

COVID-19 Overall

Last Week

Epi Curve

Age & Gender

Vaccines

Other Weekly Reports

Age and Gender

Choose Timeframe

All-Time

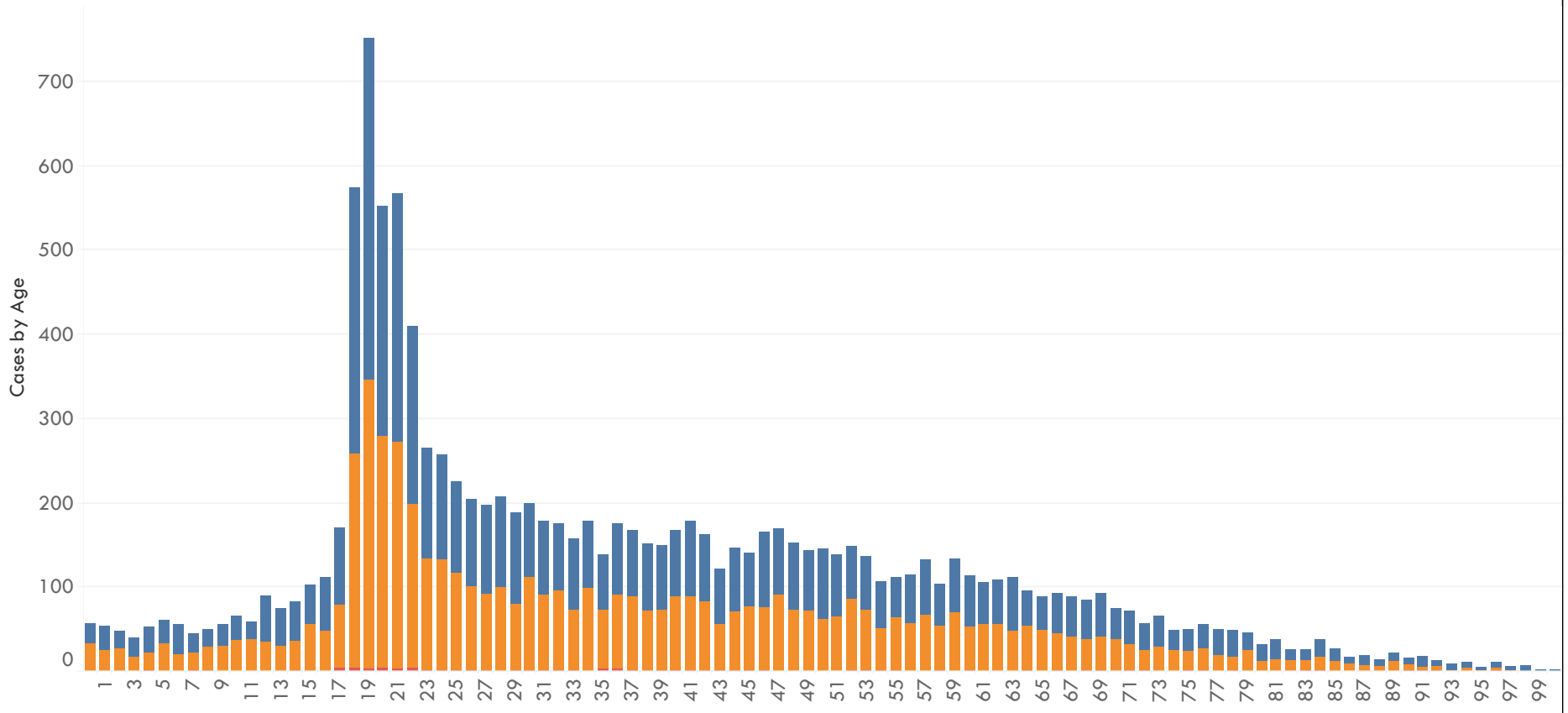
Gender

Female

Male

Other/Unknown

Age & Gender (All-Time)



Cases Reported Through 4/25/21, as of 4/28/2021 8:00 AM