



Lane County COVID-19 Cases: Weekly Overall

Click any link below to switch view

[Data are provisional and are subject to change]

COVID-19 Overall

Last Week

Epi Curve

Age & Gender

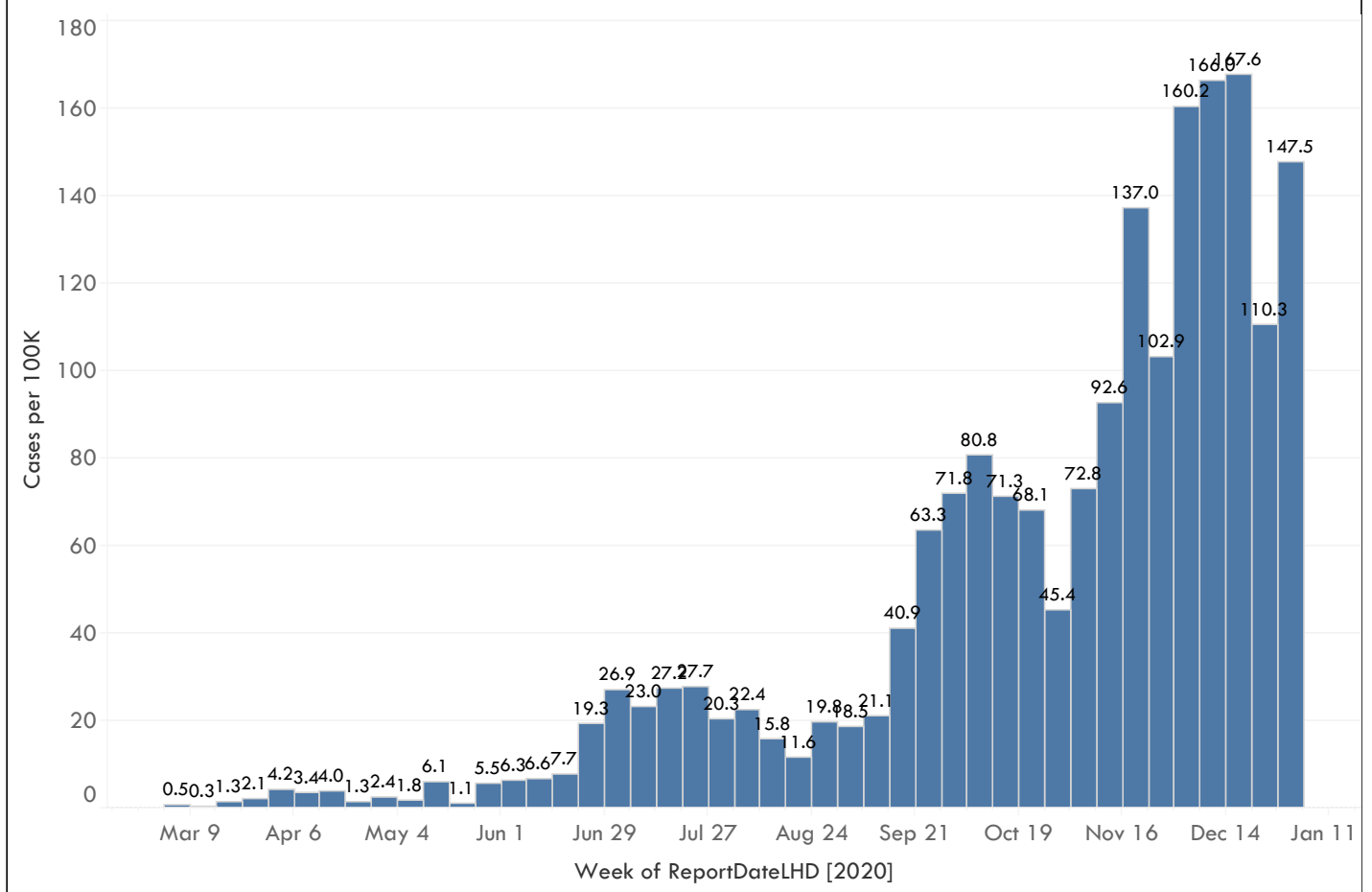
Other Weekly Reports

COVID-19 Overall

Weekly Overall

Cases per 100K	1,907
Cases in Last Week per 100K	147.5
Cases Reported in Previous Week	559
Total Deaths	94
Cumulative Hospitalized rate	0.06
Total Cases Count	7,225

Rate of Cases by Week



Cases Reported Through 1/3/21, as of 1/6/2021 8:00 AM



Lane County COVID-19 Cases: Weekly Overall

Click any link below to switch view

[Data are provisional and are subject to change]

COVID-19 Overall

Last Week

Epi Curve

Age & Gender

Other Weekly Reports

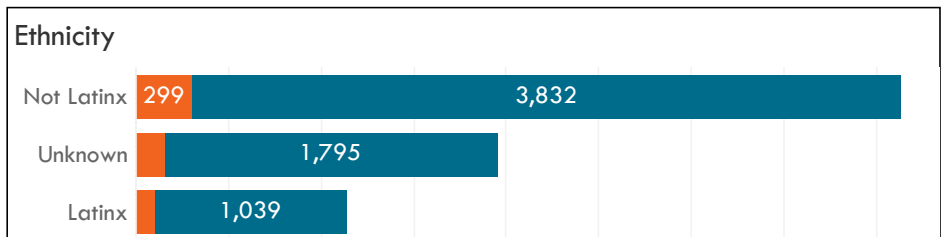
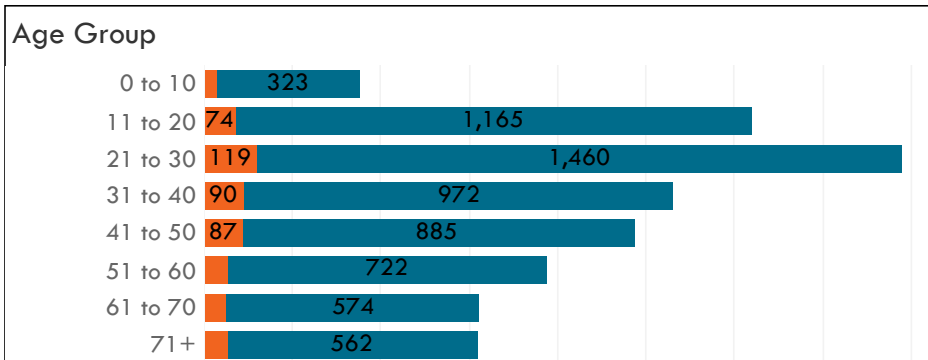
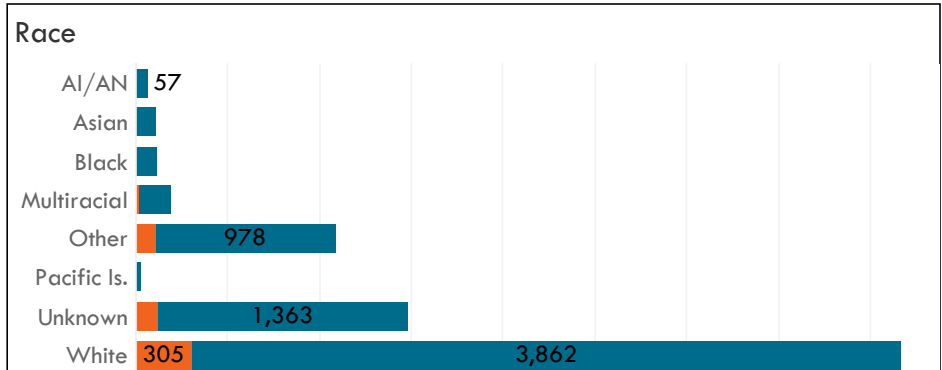
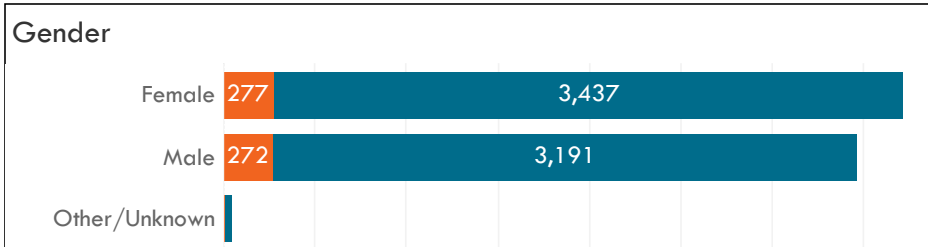
Last Week: 12/21/2020 through 12/27/2020

For the week of December 28 through January 03, Lane County reported 559 new cases of COVID-19^[1].

Of the new cases, reported onset was between 11/17/2020 and 1/2/2021.

[1] Includes cases confirmed by diagnostic testing and presumptive cases. Presumptive means that the person has COVID-19 like symptoms and is known to be a contact of a laboratory confirmed case. They are considered "cases" even without lab confirmation.

Cases Added in Last Week	Previously Reported	Total Cases	Case Timeframe
559	6,666	7,225	<ul style="list-style-type: none"> ■ Previously Reported ■ Cases Added in Last Week





Lane County COVID-19 Cases: Weekly Overall

Click any link below to switch view

[Data are provisional and are subject to change]

[COVID-19 Overall](#)

[Last Week](#)

Epi Curve

[Age & Gender](#)

[Other Weekly Reports](#)

Epi Curve

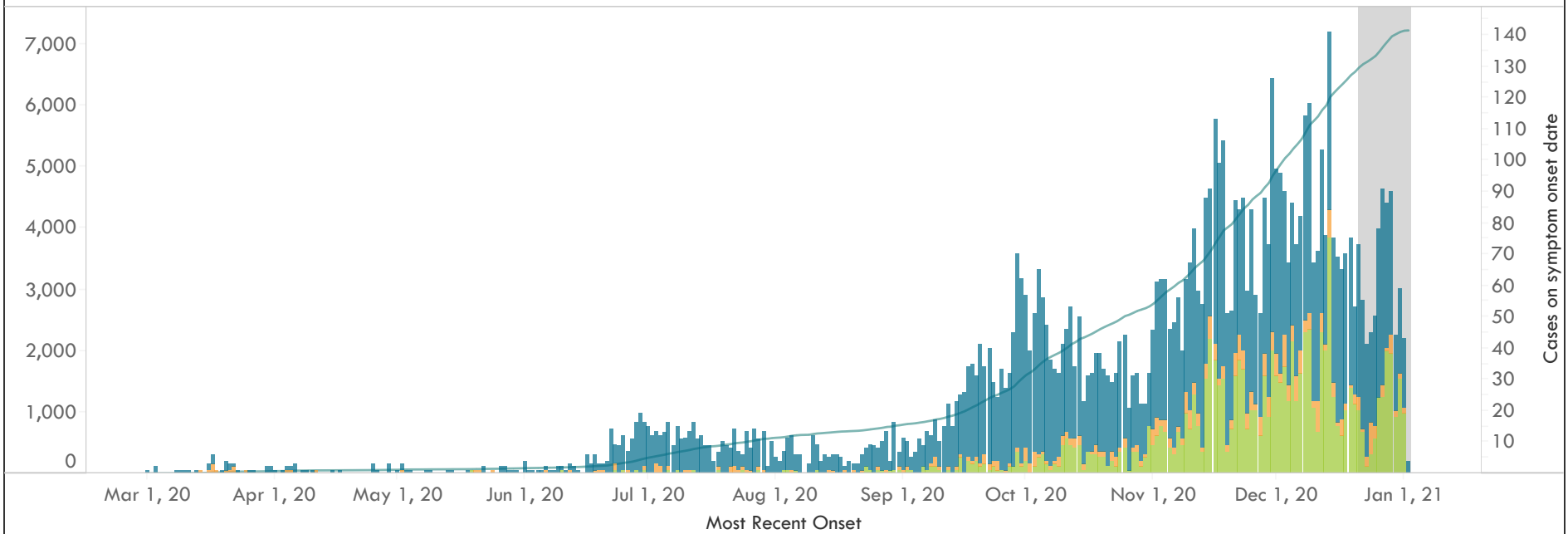
This chart shows the number of confirmed and presumptive COVID-19 Cases in Lane County. The Epi Curve view provides the ability to view whether the individuals ever required admission to an inpatient unit for their illnesses, or alternatively, to see those currently infectious.

Epi Curve Color Control
Ever Hospitalized

- Not Hospitalized
- Ever Hospitalized
- Unknown

Total Cases	7,225
Ever Hospitalized	414
Not Hospitalized	5,167
Unknown	1,645

COVID-19 Cases by Symptom Onset Date and Hospitalization Status



* Infectious that begin during the time period indicated in gray may not yet be reported.

Cases Reported Through 1/3/21, as of 1/6/2021 8:00 AM



Lane County COVID-19 Cases: Weekly Overall

Click any link below to switch view

[Data are provisional and are subject to change]

COVID-19 Overall

Last Week

Epi Curve

Age & Gender

Other Weekly Reports

Age and Gender

Choose Timeframe
All-Time

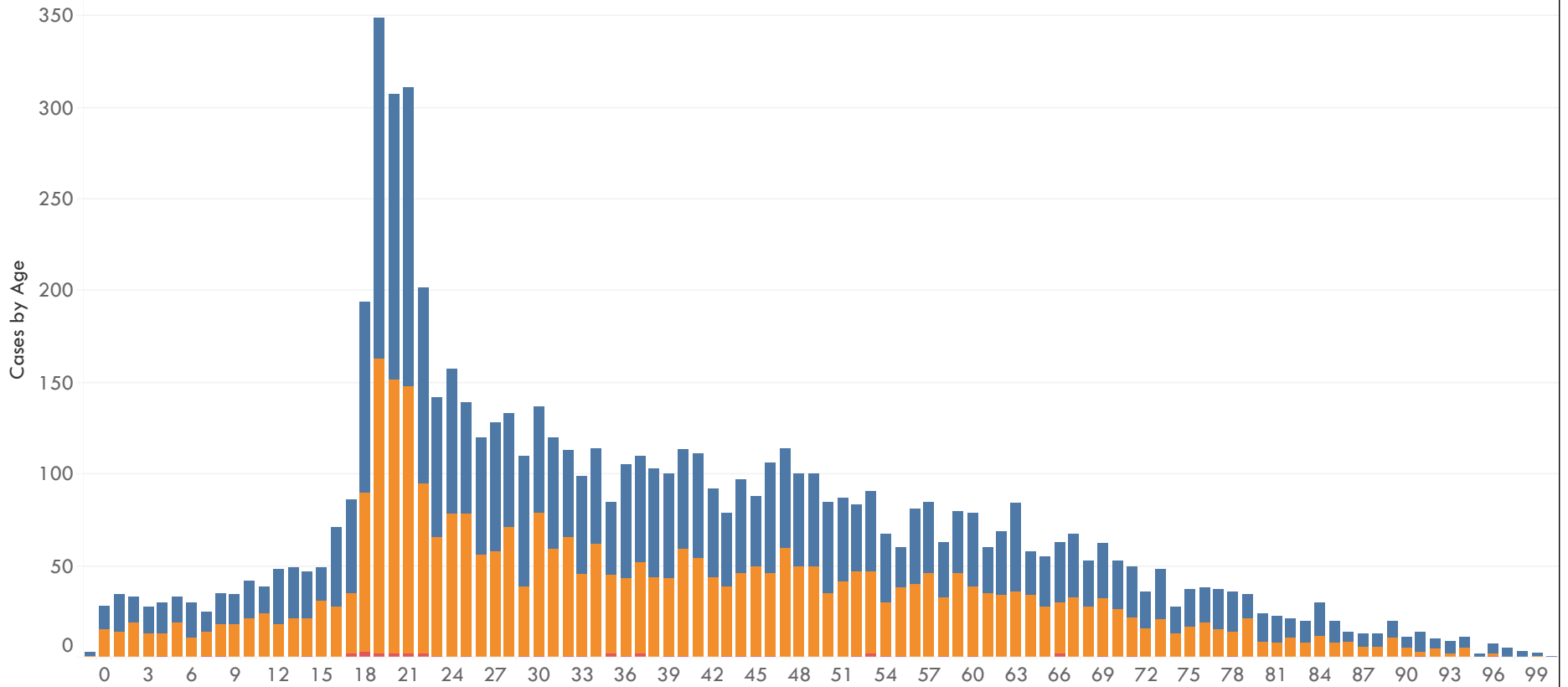
Gender

Female

Male

Other/Unknown

Age & Gender (All-Time)



Cases Reported Through 1/3/21, as of 1/6/2021 8:00 AM



Lane County COVID-19 Cases: Weekly Overall

Click any link below to switch view

Weekly Overview

Last Week

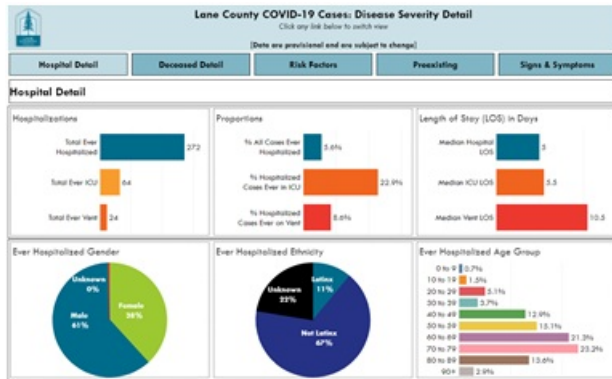
Epi Curve

Age & Gender

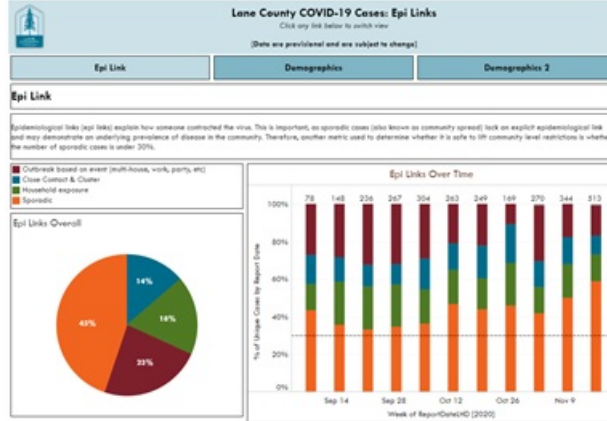
Other Weekly Reports

Other Weekly Reports

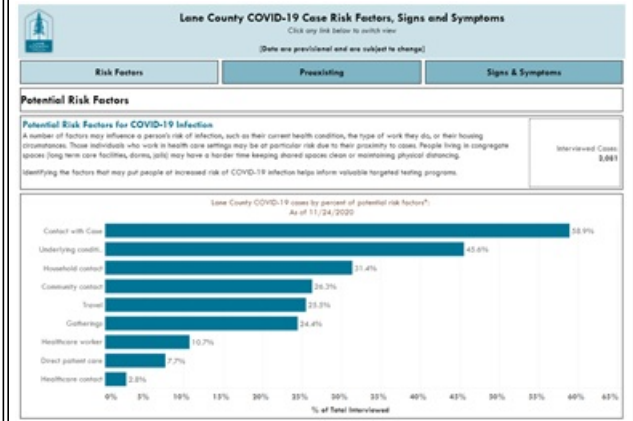
Disease Severity Detail



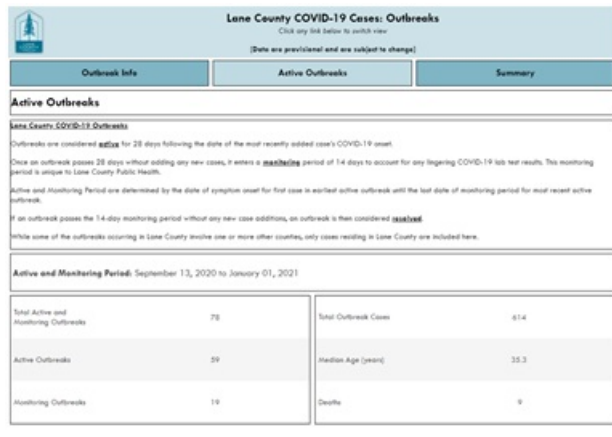
Epi Links



Risk Factors, Signs, & Symptoms



Outbreaks



School Metrics



Contact Tracing

